

NEW



Contact us
to arrange a demo

**ASTRIS
PME**

astris-pme.com.au
1300 131 884

Stander

Prone/Supine/Multi-Position

It's finally here – the Stander that has it all. We're thrilled to introduce a total redesign of our Supine and Prone Stander families. This new Stander can be configured as supine, prone or multi-position.

All models allow hip abduction up to 30° to promote hip joint development. Independent adjustments for hip and knee flexion and leg length accommodate contractures and discrepancies. A broad range of positioning components allow users to remain comfortably upright and active for longer. The frame can be raised and lowered to position a child at eye level with peers, or in easy reach of activities.

All this function is contained within an elegant and approachable design that centers the child while opening worlds of possibility.



Find important details and studies on the therapeutic benefits of standing at:
www.rifton.com/standers

"The ability to fully customize joint positioning through the lower extremities for maximal comfort and alignment is a game changer! I have a student who only tolerated five to ten minutes of static standing in a less adjustable stander. When we tried the new Rifton Stander the student was happy and comfortable for nearly an hour, and we only got him out because we ran out of time."*"*

*Linda K. Miller, PT, DPT
MOVE International Trainer
Prospect Center, NY*

Stander features

Any of the new Standers can be easily switched between prone and supine.



Size 2 Prone Stander



Size 2 Supine Stander

Multi-Position Stander



The Stander can be purchased in the prone, supine or multi-position configuration. If the multi-position configuration is ordered, the conversion between prone and supine is quick, easy and tool free.

Quick and easy conversion between prone and supine



Prone

- 1 **Add/Remove** the upper trunk support.
- 2 **Switch** the tray direction.
- 3 **Swap** the supine hip strap and prone pelvic harness.
- 4 **Add/Remove** the supine knee straps.
- 5 **Turn** the sandals 180°.



Supine

Quick, precise positioning



Advanced legs have independent leg length, hip angle and knee angle adjustments.



Up to 30° of abduction.



Tilt adjustments from 0° – 90°.



Hip abduction

Independent leg abduction, up to 30° in each leg, is now standard. It's what clinicians everywhere asked us for to promote healthy hip development.



The size 2 and 3 Stander's advanced legs have independent hip and knee angle adjustment to accommodate contractures. Separate upper and lower leg length adjustments ensure that users with leg length discrepancies are comfortably supported.



Move between eye-level and activity level within seconds.

- ▲ When the frame is lowered, users can interact at eye-level with their peers.
- ◀ With the frame raised, users can access activities and environments.

Quick, safe, easy transfers

Prone

Sit-to-stand transfers are easy in the prone configuration.



Supine



Pads and supports swing away for easy lateral transfers in the supine configuration.

Components



Knee cuffs (Prone only)

The knee cuffs provide lateral stabilization and rotational control and prevent knee hyperextension.



Upper trunk support (Prone only)

The upper trunk support provides security and safety while still allowing freedom of arm movement. It is uniquely designed to comfortably support all body types, including female users.

Note: Available for size 3 only.



Head laterals (Supine only)

The head laterals mount on the headrest to provide lateral head support. They adjust independently in height and width.



Standard

Slim cut

Butterfly harness (Supine only)

The butterfly harness can be used instead of the trunk strap for greater upper trunk stabilization. The slim cut butterfly harness (size 3 only) is an alternative especially designed for larger female clients.



Standard

Rotation control

Hip strap (Supine only)

This strap supports the user at the level of the hips. The rotation control version provides rotational stabilization.



Soft strap



Split support

Knee supports (Supine only)

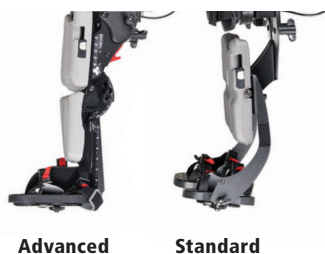
The soft knee straps form around the knee and have a cutout for the patella. For more rigid support, choose the adjustable split knee supports which swing away for easy loading.





Trunk strap

The trunk strap supports the user's chest. The rotation control version wraps around the user and provides rotational stabilization.



Leg types

Standard legs allow for hip abduction, and independent leg length adjustments. Advanced legs are optional on sizes 2 and 3 and include hip and knee flexion in both prone and supine configurations.



Tray

The tray can be used in prone and supine configuration. Its position and angle adjust easily, and it swings away for transfer.




Additional trunk laterals

The laterals attach at chest or hip level and swing away for transfer. The pads rotate for individual height adjustment.



Medial/lateral thigh supports

The medial/lateral thigh supports provide abduction or adduction. The mounting bracket is off-center, so the pad has two possible height positions depending which side it is installed on.




Sandal lift kit

The smallest users may require the S409 sandal lift kit for best positioning.

Note: Available for size 1 only.



Stander dimensions

User dimensions (inches)	S410 Size 1	S420 Size 2	S430 Size 3
Height	28–42*	38–53	48–65
 <p>Key user dimension: height Select the appropriate stander by the user's overall height. Choose the model that allows for growth. *The smallest users may require the S409 Sandal lift kit for best positioning.</p> <p>Important: User's weight must not exceed the maximum working load.</p>			
Item dimensions (inches)	S410 Size 1	S420 Size 2	S430 Size 3
Base length x width	32½ x 21½	39 x 27	43 x 29
Height of horizontal body support above floor	22–28	22½–36½	23½–38
Sandal to knee height	6¾–11	10–15¼	12¼–19
Knee to hip height	6¼–10½	8½–13½	12–17¼
Sandal to top of headrest	31½–43	41–55	49–66½
Width between trunk laterals	5½–10	7–11½	9–14
Width between medial/lateral thigh supports	2½–4	3¼–5	4–5½
Basic item weight PRONE (lb)	47	72	104
Basic item weight SUPINE (lb)	52	78	115
Max. working load (lb)	75	100	185



New! Size 3 Stander at its smallest and largest settings

2025 order form

Use dimension chart to select appropriate size.

Scan for sizing and pricing:
<https://www.rifton.com/standers>



		S410 size 1	S420 size 2	S430 size 3	
* Frame		S411 \$1,940 <input type="checkbox"/>	S421 \$2,550 <input type="checkbox"/>	S431 \$3,160 <input type="checkbox"/>	
* Color		CHOOSE Blue <input type="checkbox"/> Red <input type="checkbox"/>	Blue <input type="checkbox"/> Red <input type="checkbox"/>	Blue <input type="checkbox"/> Red <input type="checkbox"/>	
* CHOOSE CONFIGURATION	Prone (with pelvic harness)	S412 \$305 <input type="checkbox"/>	S422 \$315 <input type="checkbox"/>	S432 \$325 <input type="checkbox"/>	
	New! Prone upper trunk support (recommended)	N/A	N/A	S408 \$250 <input type="checkbox"/>	
	* Trunk strap CHOOSE	Standard	S462 \$305 <input type="checkbox"/>	S463 \$315 <input type="checkbox"/>	S464 \$325 <input type="checkbox"/>
		Rotation control	S466 \$305 <input type="checkbox"/>	S467 \$315 <input type="checkbox"/>	S468 \$325 <input type="checkbox"/>
	Prone knee cuffs (pair)	S485 \$205 <input type="checkbox"/>	S485 \$205 <input type="checkbox"/>	S486 \$225 <input type="checkbox"/>	
	Supine (with upper trunk support)	S413 \$355 <input type="checkbox"/>	S423 \$365 <input type="checkbox"/>	S433 \$375 <input type="checkbox"/>	
	Head laterals (pair) CHOOSE	Small	S497 \$205 <input type="checkbox"/>	S497 \$205 <input type="checkbox"/>	N/A
		Large	N/A	S498 \$215 <input type="checkbox"/>	S498 \$215 <input type="checkbox"/>
	* Trunk straps CHOOSE	Butterfly harness (standard)	S456 \$305 <input type="checkbox"/>	S457 \$315 <input type="checkbox"/>	S458 \$325 <input type="checkbox"/>
		Butterfly harness (slim-cut)	N/A	N/A	S459 \$325 <input type="checkbox"/>
		Trunk strap (standard)	S462 \$305 <input type="checkbox"/>	S463 \$315 <input type="checkbox"/>	S464 \$325 <input type="checkbox"/>
		Trunk strap (rotation control)	S466 \$305 <input type="checkbox"/>	S467 \$315 <input type="checkbox"/>	S468 \$325 <input type="checkbox"/>
	* Hip strap CHOOSE	Standard	S472 \$305 <input type="checkbox"/>	S473 \$315 <input type="checkbox"/>	S474 \$325 <input type="checkbox"/>
		Rotation control	S476 \$305 <input type="checkbox"/>	S477 \$315 <input type="checkbox"/>	S478 \$325 <input type="checkbox"/>
	* Knee supports CHOOSE	Soft straps (pair)	S401 \$205 <input type="checkbox"/>	S402 \$215 <input type="checkbox"/>	S403 \$225 <input type="checkbox"/>
		Split supports (pair)	N/A	S487 \$435 <input type="checkbox"/>	S488 \$460 <input type="checkbox"/>
	Multi-Position (with head support, pelvic harness)	S414 \$665 <input type="checkbox"/>	S424 \$685 <input type="checkbox"/>	S434 \$705 <input type="checkbox"/>	
	Head laterals CHOOSE	Small	S497 \$205 <input type="checkbox"/>	S497 \$205 <input type="checkbox"/>	N/A
		Large	N/A	S498 \$215 <input type="checkbox"/>	S498 \$215 <input type="checkbox"/>
	Butterfly harness CHOOSE	Standard	S456 \$305 <input type="checkbox"/>	S457 \$315 <input type="checkbox"/>	S458 \$325 <input type="checkbox"/>
		Slim-cut	N/A	N/A	S459 \$325 <input type="checkbox"/>
	* Trunk strap CHOOSE	Standard	S462 \$305 <input type="checkbox"/>	S463 \$315 <input type="checkbox"/>	S464 \$325 <input type="checkbox"/>
		Rotation control	S466 \$305 <input type="checkbox"/>	S467 \$315 <input type="checkbox"/>	S468 \$325 <input type="checkbox"/>
	* Hip strap CHOOSE	Standard	S472 \$305 <input type="checkbox"/>	S473 \$315 <input type="checkbox"/>	S474 \$325 <input type="checkbox"/>
		Rotation control	S476 \$305 <input type="checkbox"/>	S477 \$315 <input type="checkbox"/>	S478 \$325 <input type="checkbox"/>
	* Knee supports CHOOSE	Soft straps (pair)	S401 \$205 <input type="checkbox"/>	S402 \$215 <input type="checkbox"/>	S403 \$225 <input type="checkbox"/>
		Split supports (pair)	N/A	S487 \$435 <input type="checkbox"/>	S488 \$460 <input type="checkbox"/>
	New! Prone upper trunk support (recommended)	N/A	N/A	S408 \$250 <input type="checkbox"/>	
Prone knee cuffs (pair)	S485 \$205 <input type="checkbox"/>	S485 \$205 <input type="checkbox"/>	S486 \$225 <input type="checkbox"/>		
* Trunk laterals CHOOSE	Small	S494 \$205 <input type="checkbox"/>	S494 \$205 <input type="checkbox"/>	N/A	
	Large	N/A	S495 \$215 <input type="checkbox"/>	S495 \$215 <input type="checkbox"/>	
* Leg type CHOOSE	Standard	S415 \$665 <input type="checkbox"/>	S425 \$685 <input type="checkbox"/>	S435 \$705 <input type="checkbox"/>	
	Advanced	N/A	S426 \$990 <input type="checkbox"/>	S436 \$1,010 <input type="checkbox"/>	
Tray	S491 \$560 <input type="checkbox"/>	S491 \$560 <input type="checkbox"/>	S492 \$610 <input type="checkbox"/>		
Additional trunk laterals CHOOSE	Small	S494 \$205 <input type="checkbox"/>	S494 \$205 <input type="checkbox"/>	N/A	
	Large	N/A	S495 \$215 <input type="checkbox"/>	S495 \$215 <input type="checkbox"/>	
Medial/lateral thigh supports (pair) CHOOSE	Small	S482 \$205 <input type="checkbox"/>	S482 \$205 <input type="checkbox"/>	N/A	
	Large	N/A	S483 \$215 <input type="checkbox"/>	S483 \$215 <input type="checkbox"/>	
Additional medial/lateral thigh supports (pair) CHOOSE	Small	S482 \$205 <input type="checkbox"/>	S482 \$205 <input type="checkbox"/>	N/A	
	Large	N/A	S483 \$215 <input type="checkbox"/>	S483 \$215 <input type="checkbox"/>	
Size 1 sandal lift kit	S409 \$55 <input type="checkbox"/>	NA	NA		
Headrest adapter plate kit	N/A	S427 \$255 <input type="checkbox"/>	S427 \$255 <input type="checkbox"/>		

* Required